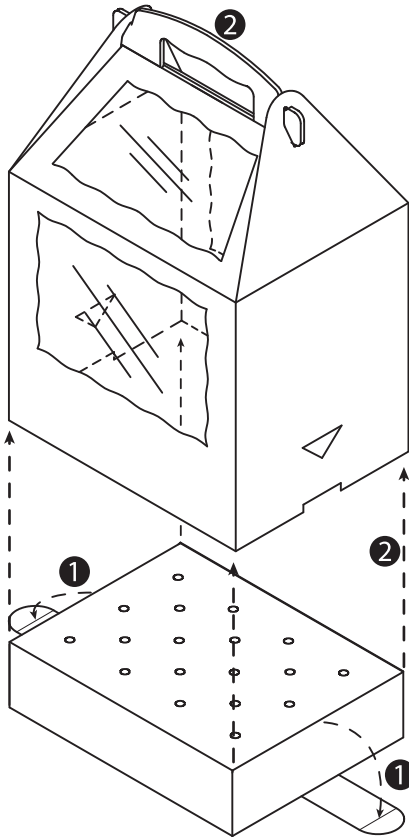


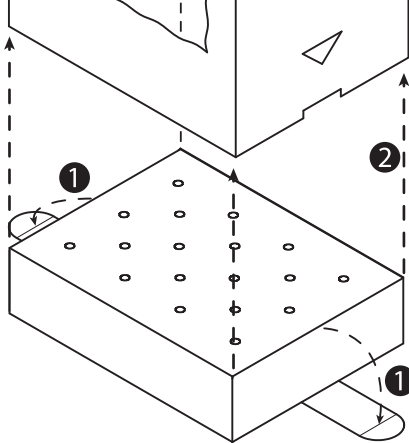
1

At the bottom of the structure, pull the locking straps straight out from both sides of the base to unlock the top from the base.



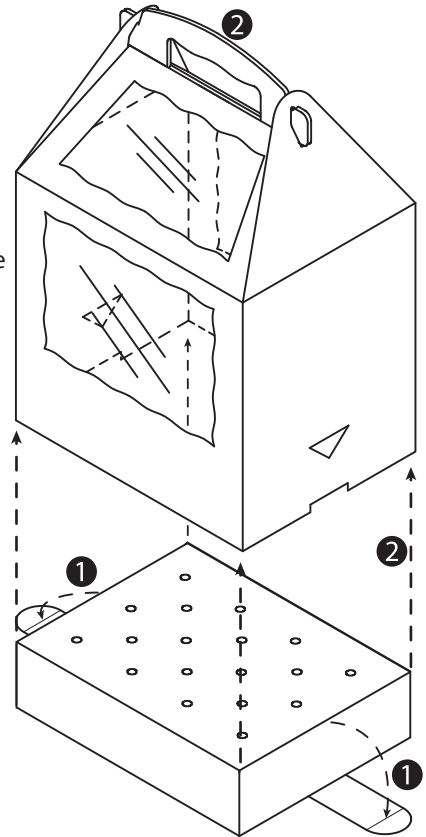
2

Use the handle at the top of the box to lift the top straight off the base for easy access to your beautiful (and delicious) cake pops.



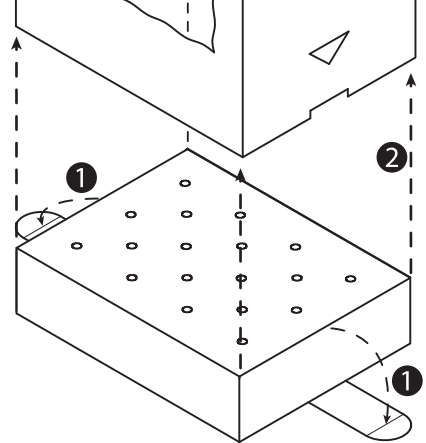
1

At the bottom of the structure, pull the locking straps straight out from both sides of the base to unlock the top from the base.



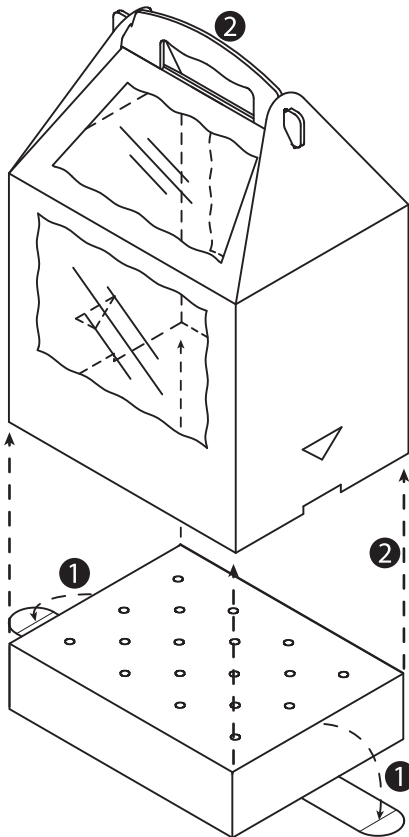
2

Use the handle at the top of the box to lift the top straight off the base for easy access to your beautiful (and delicious) cake pops.



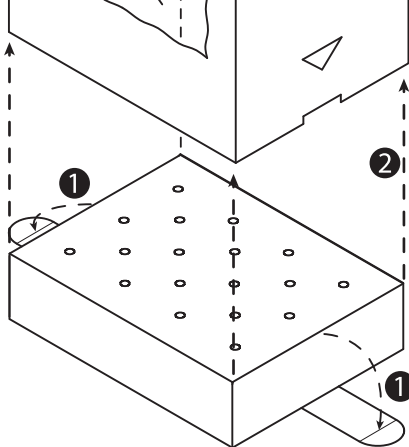
1

At the bottom of the structure, pull the locking straps straight out from both sides of the base to unlock the top from the base.



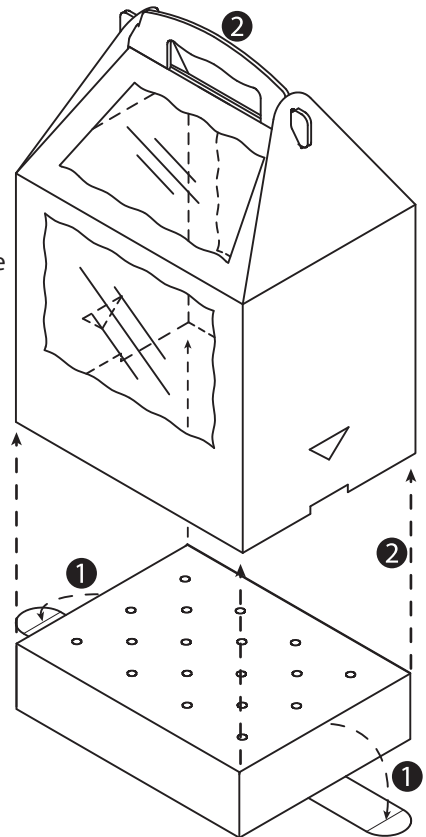
2

Use the handle at the top of the box to lift the top straight off the base for easy access to your beautiful (and delicious) cake pops.



1

At the bottom of the structure, pull the locking straps straight out from both sides of the base to unlock the top from the base.



2

Use the handle at the top of the box to lift the top straight off the base for easy access to your beautiful (and delicious) cake pops.

